


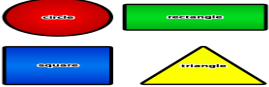





Sunday	Monday	Tuesday	Wednesday	Thursday	Friday	Saturday
<div style="display: flex; justify-content: space-between; align-items: center;">  <h1 style="color: green; text-align: center;">VPK October 2014 Lesson Plans</h1>  </div>						
<b>Learn Every Day About Colors / Letter "Cc"</b> 			<b>1</b> <u>CIRCLE TIME</u> Nature Colors <b>SCIENCE</b> Floating Rainbows	<b>2</b> <u>CIRCLE TIME</u> Animal Colors <b>MATH</b> Counting Wheel	<b>3</b> <b>SHOW-N-TELL</b> Bring In Something That Starts with The Letter "Cc" <u>CIRCLE TIME</u> Colors Everywhere Journal Writing Try to write you name and the letter "Cc"	<b>Vocabulary words:</b> Red, blue, yellow, green, orange, purple, pink, color
<b>Learn Every Day About Shapes / Letter "Ss"</b> 	<b>6</b> <u>CIRCLE TIME</u> Play hide -n- seek with shapes. <u>Math</u> Introduce the numbers 8 & 9 through number tales	<b>7</b> <u>CIRCLE TIME</u> Identifying Shapes in Their Names <u>MATH</u> Play I Spy Shape Game	<b>8</b> <u>CIRCLE TIME</u> Discuss where we see shapes and go on a shape walk in class. <u>Language</u> Make a word wall with the letter "Ss"	<b>9</b> <u>CIRCLE TIME</u> Talk about how things from nature can have different shapes. <u>Math</u> Make a Bar Graph	<b>10</b> <b>SHOW-N-TELL</b> Bring In Something That Starts with The Letter "Ss" <u>Journal Writing</u> Practice writing the numbers 8 , 9 and your name.	<b>Vocabulary words:</b> Cube, circle, square, rectangle, triangle, round, sun, moon, star, shape
<b>Learn Every Day About Measurement / Letter "Mm"</b> 	<b>13</b> <u>CIRCLE TIME</u> What is measurement? <u>LANGUAGE</u> Wormy worms	<b>14</b> <u>CIRCLE TIME</u> What are some things we can measure? <b>SCIENCE</b> What is volume experiment?	<b>15</b> <u>CIRCLE TIME</u> How can we measure with other things besides a ruler? <u>Language</u> Make a word wall with the letter "Mm"	<b>16</b> <u>CIRCLE TIME</u> Talk about height and have children stand in line from the shortest to tallest. <b>SCIENCE</b> LEARN ABOUT THERMOMETERS	<b>17</b> <b>SHOW-N-TELL</b> Bring In Something That Starts with The Letter "Mm" <u>Journal Writing</u> Draw something tall and something short and write your name.	<b>Vocabulary words:</b> Big, little, large, small, heavy, light, cup, inch, foot, tall, short, time, day, night, week, minute, second, hour, hot, cold
<b>Learn Ever Day About Numbers / Letter "Nn"</b> 	<b>20</b> <u>CIRCLE TIME</u> Introduce a number chart with missing numbers. <u>Math</u> Matching Numbers	<b>21</b> <u>CIRCLE TIME</u> Introduce the word "classify". <u>MATH</u> Count with small blocks and counters	<b>22</b> <u>CIRCLE TIME</u> Talk about adding and subtraction. <u>Language</u> Make a word wall with the letter "Nn"	<b>23</b> <u>CIRCLE TIME</u> Talk about how we use math in everyday life. <u>MATH</u> Make Clock Faces	<b>24</b> <b>SHOW-N-TELL</b> Bring In Something That Starts with The Letter "Nn" <u>Journal Writing</u> Practice writing the number 10 and your name.	<b>Vocabulary words:</b> Antennae, bundle, classify, collection, consonants, estimates, fraction, part, quarter, treasure, vowel, whole
<b>Learn Every Day About Music / Letter "Li" / Halloween</b> 	<b>27</b> <u>CIRCLE TIME</u> What is a percussion instrument? <u>Math</u> Matching Game With Halloween Shapes	<b>28</b> <u>CIRCLE TIME</u> What is an orchestra? <b>SCIENCE</b> Carve a pumpkin and explore.	<b>29</b> <u>CIRCLE TIME</u> <u>Language</u> Make a word wall with the letter "Li"	<b>30</b> <u>PUMPKING PATCH</u> <b>FIELD TRIP COST \$9</b> <b>PER CHILD 9:30-11 AM</b> <b>YOUR CHILD MUST WEAR HIS/HER TEE SHIRT ON THIS DAY</b>	<b>31</b> <b>SHOW-N-TELL</b> Bring In Something That Starts with The Letter "Li" <u>Journal Writing</u> Draw a Jack lantern and write your name. <u>Art</u> Paper Plate Ghost	<b>Vocabulary words:</b> Bassoon, beat, brass, clarinet, drum, music, oboe, orchestra, percussion, tempo, vibrations, xylophone,

**IMPORTANT REMINDERS:** Please remember to turn in your child's permission slip by the day of your child's scheduled field trip. If slips are not turned in your child will not be able to participate in the scheduled trip. Please remember to have your child wear his/her Learning Nest tee shirt of field trip days. All trips are posted on calendars. ALL VPK PARENTS SEE YOUR CHILD'S TEACHER TO SIGN MONTHLY SHORT FORM

Sunday	Monday	Tuesday	Wednesday	Thursday	Friday	Saturday
<div>   <h1>VPK HW October 2014</h1> </div>						
<b>Learn Every Day About Colors / Letter "Ee"</b> 	<b>Practice writing the letter Ee</b>	<b>Make a rainbow using your favorite colors. Write the number of colors you used.</b>	<b>1 Practice writing numbers 1-10</b>	<b>2 Write your name 5 times</b>	<b>3 Turn in HW</b>	<b>Vocabulary words:</b> Red, blue, yellow, green, orange, purple, pink, color
<b>Learn Every Day About Shapes / Letter "Ss"</b> 	<b>6 Practice writing the letter Ss</b>	<b>7 Cut out 5 pictures from magazines starting with Ss and glue them on paper</b>	<b>8 Practice drawing your shapes and color them</b>	<b>9 Go over your vocabulary words with mom/dad for the week. Parents write down words they know.</b>	<b>10 Turn in HW</b>	<b>Vocabulary words:</b> Cube, circle, square, rectangle, triangle, round, sun, moon, star, shape
<b>Learn Every Day About Measurement / Letter "Mm"</b> 	<b>13 Practice writing the letter Mm</b>	<b>14 Read for 15 minutes</b>	<b>15 Write your name 5 times</b>	<b>16 Cut out 5 pictures from magazines starting with Mm and glue them on paper</b>	<b>17 Turn in HW</b>	<b>Vocabulary words:</b> Big, little, large, small, heavy, light, cup, inch, foot, tall, short, time, day, night, week, minute, second, hour, hot, cold
<b>Learn Ever Day About Numbers / Letter "LI" / Halloween</b> 	<b>20 Practice writing the letter LI</b>	<b>21 Draw and decorate 5 Jack - O - Lanterns</b>	<b>22 Read for 15 minutes</b>	<b>23 Go over your vocabulary words with mom/dad for the week. Parents write down words they know.</b>	<b>24 Turn in HW</b>	<b>Vocabulary words:</b> Antennae, bundle, classify, collection, consonants, estimates, fraction, part, quarter, treasure, vowel, whole
<b>Learn Every Day About Music / Letter "Cc"</b> 	<b>27 Practice writing the word Halloween</b>	<b>28 Practice writing numbers 1-10</b>	<b>29 Draw six pumpkins and color them in different colors</b>	<b>30 Go over your vocabulary words with mom/dad for the week. Parents write down words they know.</b>	<b>31 Turn in HW Halloween party</b>	<b>Vocabulary words:</b> Bassoon, beat, brass, clarinet, drum, music, oboe, orchestra, percussion, tempo, vibrations, xylophone,